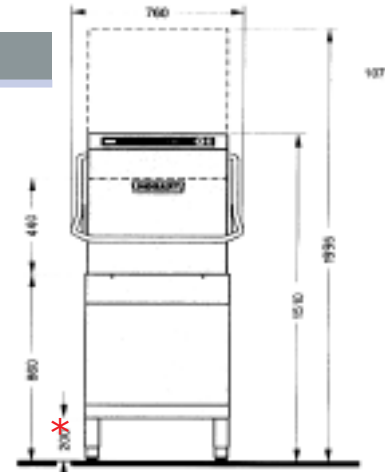


TECHNICAL SPECIFICATION - AMXX RANGE

Model	AMX 900	AMXX 1300	AMXXR 1300	AUXX 1300	AUXXR 1300	AUXXL
1. Drain outlet	28mm	28mm	28mm	28mm	28mm	28mm
Hose length	1500mm	1500mm	1500mm	1500mm	1500mm	1500mm
2. Water connection	3/4" BSP	3/4" BSP	3/4" BSP	3/4" BSP	3/4" BSP	3/4" BSP
Hose length	1500mm	1500mm	1500mm	1500mm	1500mm	1500mm
Water pressure	0.6 - 6.0 bar	0.6 - 6.0 bar	0.6 - 6.0 bar	0.6 - 6.0 bar	0.6 - 6.0 bar	0.6 - 6.0 bar
Max. Water temperature	60oC	60oC	15oC	60oC	15oC	60oC
3. Electrical loading (fuse rating)						
230/50/1	6.0kW (1 x 32A)					
400/50/3	10.0kW (3 x 2A)	10.3kW (3 x 20A)	10.3kW (3 x 20A)	12.4kW (3 x 20A)	12.4kW (3 x 20A)	21.4kW (3 x 35A)
400/50/3		19.3kW (3 x 35A)		21.4kW (3 x 35A)		Switchable to 12.4kW (3 x 20A)
4. Power cable length	1500mm	1500mm	1500mm	1500mm	1500mm	1500mm
5. Detergent hoses	1500mm	1500mm	1500mm	1500mm	1500mm	1500mm
6. Rinse and hose	1500mm	1500mm	1500mm	1500mm	1500mm	1500mm
7. Programmes (secs.)	60 / 90 / 120	52 / 75 / 120	52 / 75 / 120	52 / 90 / 240*	52 / 90 / 240*	52 / 75 / 120
8. Water consumption	3.2 litres	3.2 litres	3.2 litres	3.2 litres	3.2 litres	3.2 litres
9. Wash tank	30 litres	42 litres	42 litres	42 litres	42 litres	42 litres
10. Pump rating	0.73kW 370 l/min	1.1kW 740 l/min	1.1kW 740 l/min	1.1-3.2kW 740-1150 l/min	1.1-3.2kW 740-1150 l/min	1.1kW 740 l/min
11. Voltage	230 / 50 / 1 400 / 50 / 3	- 400 / 50 / 3	- 400 / 50 / 3	- 400 / 50 / 3	- 400 / 50 / 30	- 400 / 50 / 3
12. Noise level	60dB (A)	60dB (A)	60dB (A)	68dB (A)	68dB (A)	60dB (A)

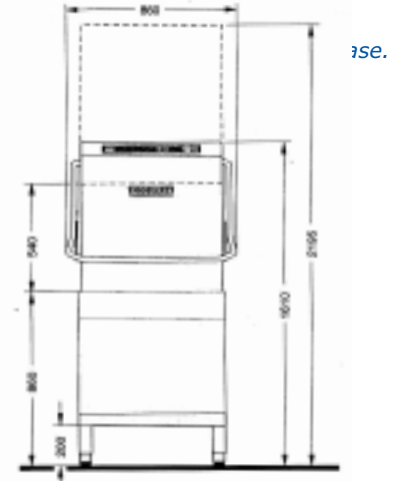
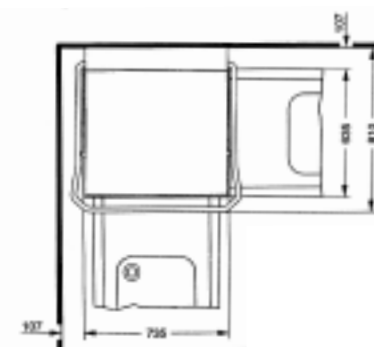
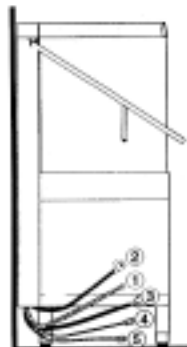
*back-to-back cycle times increase

Technical specification for the AMX 900/AMXX 1300/AUXX 1300



*Note - Floor clearance decreases by 60mm on heat recovery models.

Technical specification for the AUXXL



In hard water conditions (above 7° Clarke) a water softening system (integral or external) should be specified to ensure excellent results and machine reliability.